

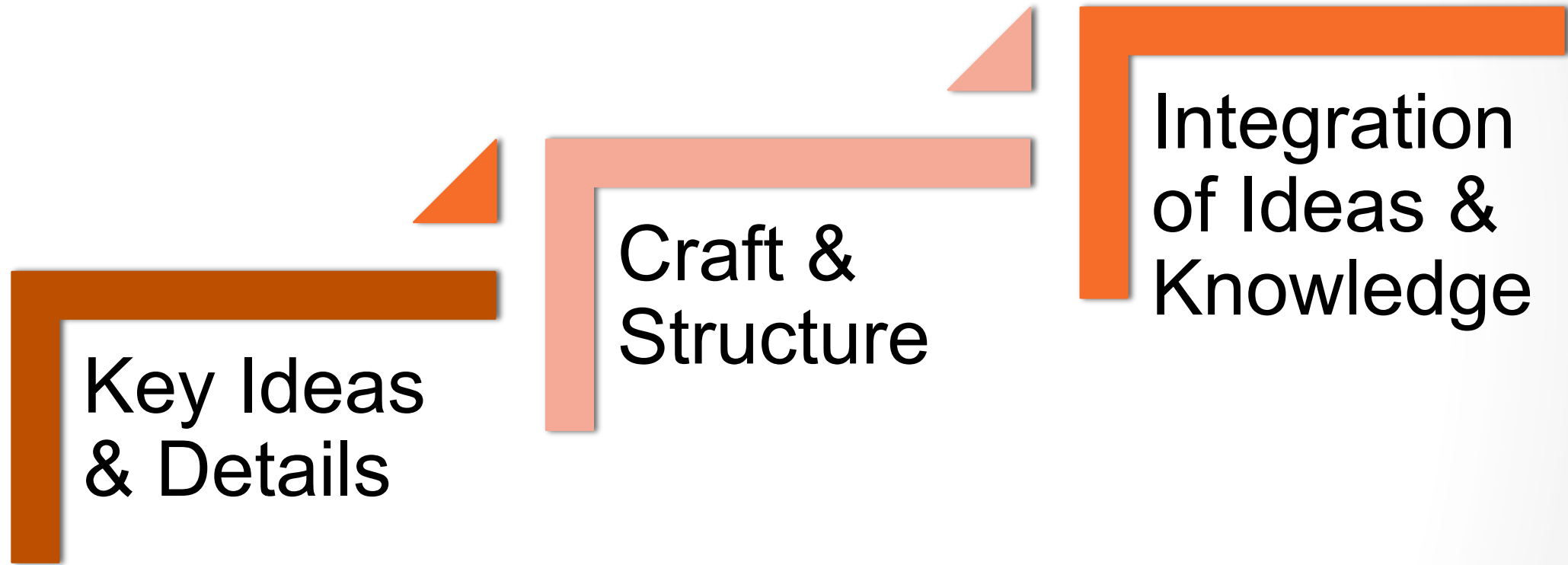


Understanding Narrative vs Informational Text Structures

Read Like a Writer to Understand Text Structure



New TJ Reading Aspire Categories



Key Ideas and Details

- The items in this category require students to read texts closely; to determine central ideas and themes, and summarize information and ideas accurately; and to understand relationships and to draw logical inferences and conclusions including understanding sequential, comparative, and cause-effect relationships.

Craft and Structure

- The items in this category require students to determine word and phrase meanings, analyze an author's word choice rhetorically, analyze text structure, and understand authorial purpose and characters' points of view. They interpret authorial decisions rhetorically and differentiate between various perspectives and sources of information.

Integration of Knowledge and Ideas

- The items in this category require students to understand authors' claims, differentiate between facts and opinions, and use evidence to make connections between different texts that are related by topic. Students read a range of informational and literary texts critically and comparatively, making connections to prior knowledge and integrating information across texts. They analyze how authors construct arguments, evaluating reasoning and evidence from various sources.

Writer's Lens 1: Looking at the Text Structure

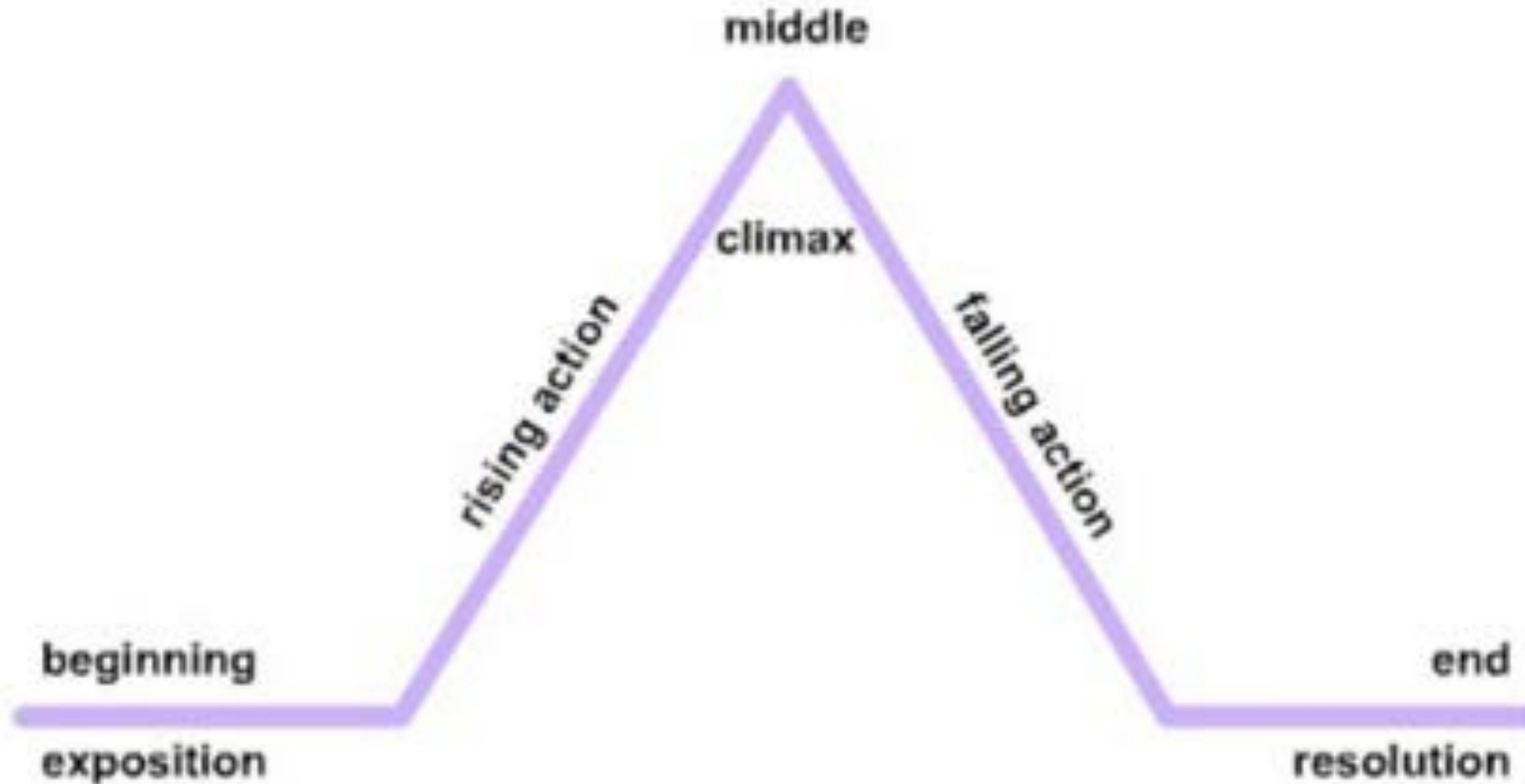
Readers read like a writer by looking at the text structure to help him/her understand the organization of the passage.

1. Learn the text structure of narrative and informational texts.
2. Identify the author's techniques by word choices.

Writer's Lens 1: Looking at the Text Structure

In Narratives	In Informational
Genre <ul style="list-style-type: none">• Fantasy, to explore good and evil• Historical Fiction, to reflect on current ideas in a historical context	Genre <ul style="list-style-type: none">• Editorial, to convince or persuade• Article, to inform and educate
Location of parts within the whole: <ul style="list-style-type: none">• Plot Mountain<ul style="list-style-type: none">• Exposition: character, setting & backstory• Rising Action: pressures and obstacles• Climax: dramatic point, characters or problems come together• Falling Action: characters or communities change, lessons learned• Resolution: ending, some things wrap up, others might not	Location of parts within the whole: <ul style="list-style-type: none">• Sections• Text Features• Order of techniques

Writer's Lens 1: Looking at the Narrative Text Structure

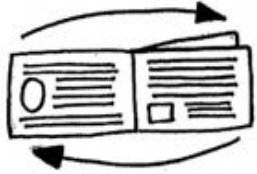









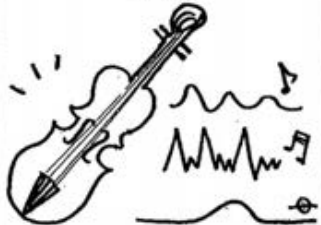



Writer's Lens 1: Looking at the Text Structure

In Narratives	In Informational
Location of parts within the whole: <ul style="list-style-type: none">• Plot Mountain<ul style="list-style-type: none">• Exposition: character, setting & backstory• Rising Action: pressures and obstacles• Climax: dramatic point, characters or problems come together• Falling Action: characters or communities change, lessons learned• Resolution: ending, some things wrap up, others might not	Location of parts within the whole: <ul style="list-style-type: none">• Sections• Text Features• Order of techniques
Techniques the author uses: <ul style="list-style-type: none">• Descriptions• Dialogues between characters• Action• Setting• Inner thinking• Scene endings and beginnings• Flashbacks• Definition of a term• Comparisons	Techniques the author uses: <ul style="list-style-type: none">• Definition of a term• Comparisons• Cause or effect• Descriptions• Anecdotes• Claims

Narrative Writers

Use Techniques Such As...

<p>Flashback & flashforward</p> 	<p>Multiple plot lines</p> 	<p>Inner thinking</p> 
<p>Dialogue</p> 	<p>Revealing actions</p> 	<p>Multiple points of view</p> 
<p>1st person narrator</p> 	<p>Reader knows MORE than the character</p> 	<p>Description</p> 
<p>Metaphor</p> 	<p>Tone</p> 	<p>Symbolism</p> 

Let me show you how!



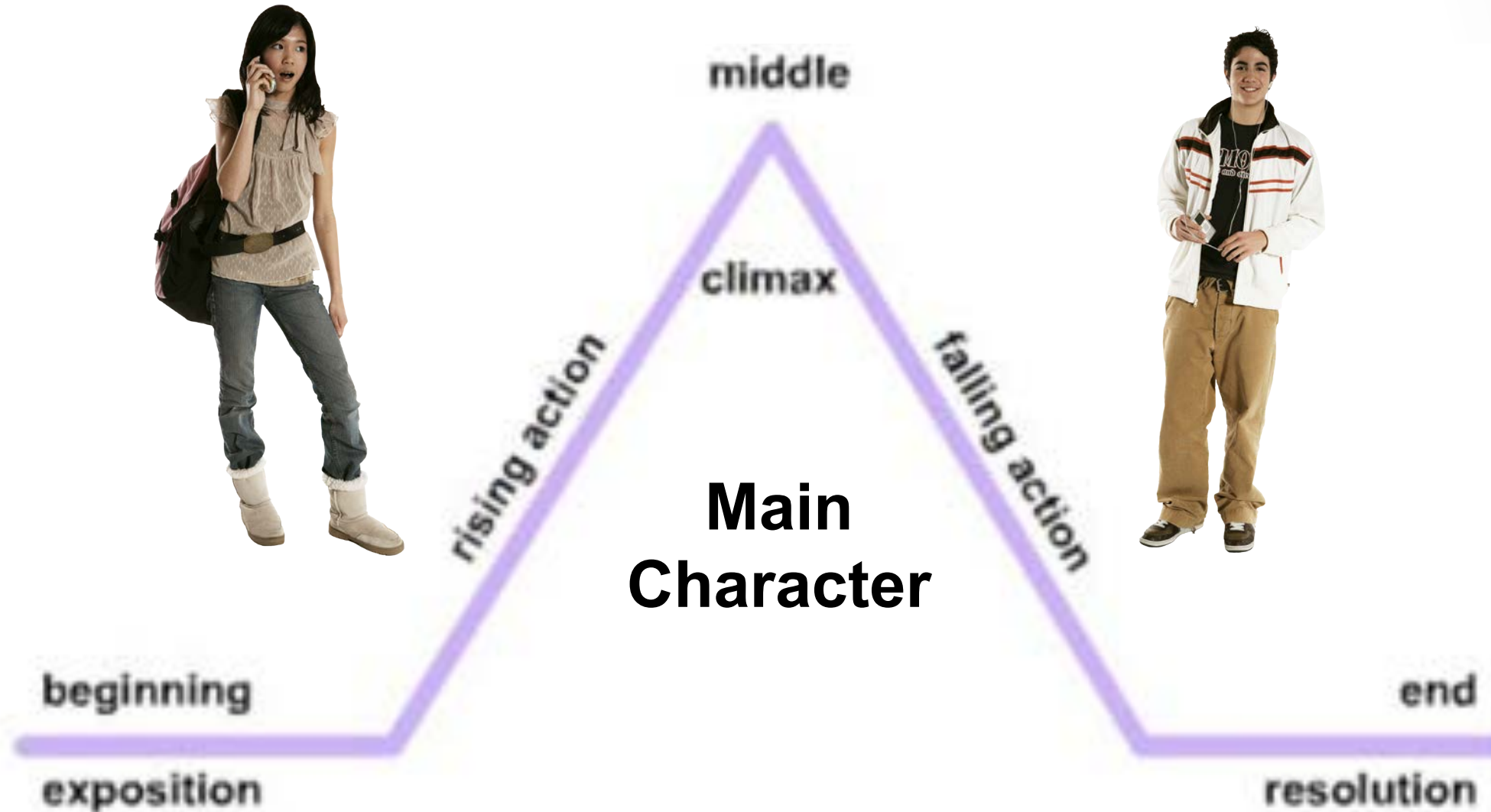
→ Mary Cassatt defied tradition, family, and public opinion to become one of the most celebrated artists of the United States. Born in 1845, the daughter of a wealthy Pittsburgh banker, Cassatt spent several years of her childhood with her family in Europe. As she grew older, she gave up a life of ease to choose a path that at the time was almost impossible for a woman to follow. In 1861, while many of her friends were entering the social world of the upper classes, Cassatt was beginning her studies at the Pennsylvania Academy of Fine Arts. After four years, however, she felt stifled by the rigid curriculum. Against her father's wishes, she decided to return to Europe to study painting.

→ Cassatt spent several years, mainly in France and Italy, immersing herself in the works of great European painters of the past. Finally, in 1872, she settled in Paris permanently. There, Cassatt came to admire the work of the French Impressionists, a group of "outsiders" that included Degas, Monet, and Renoir. Unlike mainstream artists who produced the dark, polished, and detailed paintings favored by traditionalists and critics, these artistic revolutionaries applied pigment to the canvas in small dabs of pure color to achieve an illusion of light. Works painted in this manner presented not photograph-like detail but a softer focus that conveyed a highly personalized impression.

→ This new movement inspired Cassatt. Discarding the traditional European style, she adopted the luminous tones of the impressionists. Particularly interested in the human figure, Cassatt began creating pastels of groups of women—on outings in the park, having tea, and so forth. In 1879, Edgar Degas invited her to exhibit with the impressionists, and her paintings were included in four of their next five shows. Cassatt and Degas admired each other's work and a loyal friendship developed. It was Degas who first suggested the mother-child theme that became the hallmark of Cassatt's later work.

→ Throughout her years in Europe, Cassatt kept in touch with her wealthy friends in the United States, introducing them to impressionist art. Many of the excellent collections of impressionist paintings in this country are to a great extent the result of her influence. As a woman and as an American, Cassatt stood virtually alone among the impressionist painters. Since her death in 1926, the work of the "Impressionist from Pennsylvania" has been avidly sought by collectors.

Writer Lens 1: Looking at the Narrative Text Structure

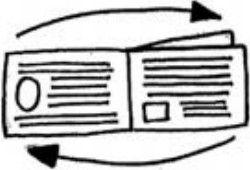









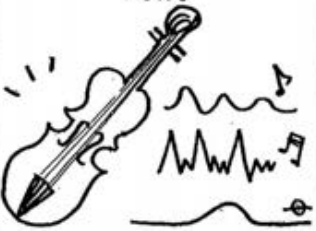



Writer's Lens 1: Looking at the Text Structure

In Narratives	In Informational
Location of parts within the whole: <ul style="list-style-type: none">• Plot Mountain<ul style="list-style-type: none">• Exposition: character, setting & backstory• Rising Action: pressures and obstacles• Climax: dramatic point, characters or problems come together• Falling Action: characters or communities change, lessons learned• Resolution: ending, some things wrap up, others might not	Location of parts within the whole: <ul style="list-style-type: none">• Sections• Text Features• Order of techniques
Techniques the author uses: <ul style="list-style-type: none">• Descriptions• Dialogues between characters• Action• Setting• Inner thinking• Scene endings and beginnings• Flashbacks• Definition of a term• Comparisons	Techniques the author uses: <ul style="list-style-type: none">• Definition of a term• Comparisons• Cause or effect• Descriptions• Anecdotes• Claims

Narrative Writers

Use Techniques Such As...

Flashback & flashforward 	Multiple plot lines 	Inner thinking 
Dialogue 	Revealing actions 	Multiple points of view 
1 st person narrator 	Reader knows MORE than the character 	Description 
Metaphor 	Tone 	Symbolism 

Narrative Writers Aim Toward Goals Such As...

<p>Provide the context/background information</p> 	<p>Introduce the characters</p> 	<p>Show the character's motivation</p> 
<p>Stir empathy</p> 	<p>Create the setting</p> 	<p>Build a mood</p> 
<p>Set up the problem</p> 	<p>Raise the stakes</p> 	<p>Build suspense</p> 
<p>Get readers predicting</p> 	<p>Support the theme</p> 	<p>Show the resolution</p> 

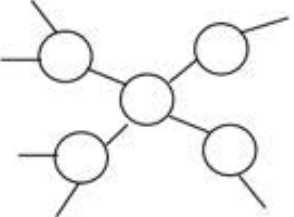
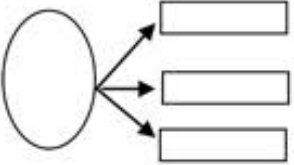
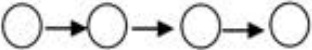
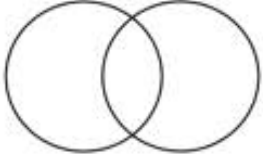
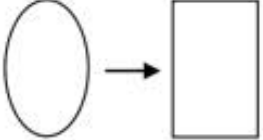
Now lets try it together!



Writer Lens 1: Looking at the Text Structure

In Narratives	In Informational
Location of parts within the whole: <ul style="list-style-type: none">• Plot Mountain<ul style="list-style-type: none">• Exposition: character, setting & backstory• Rising Action: pressures and obstacles• Climax: dramatic point, characters or problems come together• Falling Action: characters or communities change, lessons learned• Resolution: ending, some things wrap up, others might not	Location of parts within the whole: <ul style="list-style-type: none">• Sections• Text Features• Order of techniques
Techniques the author uses: <ul style="list-style-type: none">• Descriptions• Dialogues between characters• Action• Setting• Inner thinking• Scene endings and beginnings• Flashbacks• Definition of a term• Comparisons	Techniques the author uses: <ul style="list-style-type: none">• Definition of a term• Comparisons• Cause or effect• Descriptions• Anecdotes• Claims

Types of Text Structures in Informational Texts

Text Structure	Definitions	Critical Words	Graphic Organizer	High School Examples of Texts
Description	Descriptive details about characteristics, actions, etc.	Descriptive adjective and words like: on, over, beyond, within		Representative democracy involves leaders receiving votes from the populace after a period of campaigning for that office. Competition between candidates, coupled with free and open speech, is necessary for this system of government to be successful.
Problem/Solution	Sets up a problem and its solution	Propose, conclude, a solution, the reason for, the problem or question		The type of government created after the American Revolution included the ideals of protecting individual liberties while at the same time preserving the collective order of society. To that end, a government based on combining popular consent, separation of powers, and federalism was created.
Time/Order Chronological	Gives information in order of occurrence	First, second, before, after, finally, then, next, earlier		A proposed bill first goes to a committee to be reviewed. The second step in the process is for the House or Senate to debate the bill, making necessary revisions. The last step in the process of a bill becoming law is after both houses of Congress pass the bill, it goes to the President to be signed into law.
Comparison/Contrast	Looking at two or more items to establish similarities/differences	While, yet, but, rather, most, same, either, as well as, like, and unlike, as opposed to		Some customers like the conveniences offered by big banks including, computerized banking, multiple branches, and a large network of ATM machines. Other customers prefer small banks that often times offer more personalized service and are better connected to their communities.
Cause/Effect	Give reason/explanation for happening	Because, since, if/then, due to, as a result, for this reason, on account of, consequently		As a result of the Great Depression, almost half of all the elderly in the United States lost their savings and thus their ability to support themselves when they were ready to retire. As a result, Congress passed the Social Security Act of 1935 to help mitigate the disastrous impact of the Great Depression on the elderly.

The beaver, the state animal of New York, has long played a role in the history of the state. Before European colonists arrived, Native Americans hunted this large rodent for fur pelts and meat. The colonists nearly exterminated beavers through overtrapping and destruction of forest habitat. During the twentieth century, however, careful management increased the beaver population of upstate New York from only about a dozen in 1895 to tens of thousands a century later.

This remarkable comeback has had significant effects on the environment. Most people know that beavers build dams, but few realize that these industrious rodents actually shape the character of the streams and forests in which they live. An average adult beaver cuts down more than a ton of wood per year. Beavers cut down only mature trees, and several beavers at work can soon open up the forest area around a pond to sunlight.














Once a dam is built across a stream, the water behind the dam forms a pond, which is warmer and more slow-moving than the stream it replaced. The pond tends to retain sediments and organic material, causing a shift in its mix of nutrients. In response, the plant and insect species that live in the pond change as well. These changes provide more food and habitat for fish and birds, which in turn attract larger animals. Thus, the beaver helps to determine the plant and animal population of its neighborhood.

As the beavers selectively cut deciduous trees such as aspen and birch from the stream banks, conifers such as spruce gradually take over the area. Eventually, when the area no longer has trees desirable for food or building supplies, the beaver colony moves on. However, the effects of beavers on their environment are noticeable to the knowledgeable observer long after the beavers have left. Their dams eventually fall apart, and the beds of their former ponds, rich in nutrients, may become farmland, grassy meadows, or lush new forests. New streambeds may develop in these former pond areas, and the meadows and farmlands that occupied them may begin to erode, continuing the cycle of stream-beaver pond-meadow-stream.


In Wyoming, wildlife scientists at the Bureau of Land Management have captured beavers and moved them to rapidly flowing streams in an attempt to halt soil erosion. The reported success of this effort suggests that beavers can be valuable allies in protecting natural resources for future generations.

CONTINUE ON TO THE NEXT PAGE ►

Writers of Informational Texts Use Techniques Such As:

<p>Organize</p>  <p>CAUSE / EFFECT</p>  <p>MAIN IDEA + supports</p> <p>OTHER...</p>	<p>Make a comparison</p> 	<p>Raise questions (and sometimes answer them)</p> 
<p>Give an example/anecdote</p> 	<p>Address the reader directly</p> 	<p>Quote an authority</p> 
<p>Provide a surprising fact or statistic</p> 	<p>Choose words/phrases that lead the reader to think one way or another</p> 	<p>Repeat Use parallelism</p> 
<p>Use text features and/or provide a visual</p>  <p>Be careful!</p>	<p>Define key terms and use technical vocabulary</p> 	<p>Incorporate humor</p> 

Writers of Informational Texts Aim Toward Goals Such As:

<p>Hook the reader</p> 	<p>Introduce new topic/subtopic/individual</p> 	<p>Give background information</p> 
<p>Support or illustrate ideas/claims</p> 	<p>Explain or show a relationship between one component/concept/fact and another</p> 	<p>Teach technical vocabulary and concepts</p> 
<p>Help readers grasp an abstract idea (or describe/show the scale/parts of something)</p> 	<p>Suggest the significance of a point (or idea)</p> 	<p>Lead the reader to new thinking</p> 
<p>Acknowledge different perspectives/ideas</p> 	<p>Build a mood</p> 	<p>Channel the reader toward action</p> 

Let's discuss your answers!

